

# Parkland at a Glance

## Enrollment Statistics<sup>1</sup>

- Total students served<sup>2</sup>: **354,177**
- Credit student 2023-24 headcount<sup>3</sup>: **9,633**
- Credit student 2023-24 FTE<sup>3</sup>: **4,014**
- Student-to-Faculty ratio for Fall 2023<sup>4</sup>: **15:1**
- Credit student Fall 2024<sup>4</sup> census: **6,014**
- Credit student Fall 2024<sup>4</sup> census FTE: **3,551**

## Student Characteristics<sup>4</sup>

- % Female: **54%** / % Male **46%**
- % Ethnicity (Minimum %)
  - % Caucasian: **58%**
  - % African-American: **14%**
  - % Hispanic/Latino: **12%**
  - % Unknown: **1%**
  - % Asian: **6%**
  - % Native American: **0%**
  - % Two or More Races: **7%**
- % Residency Status
  - % In-District: **76%**
  - % Out-of-District: **19%**
  - % Out-of-State: **3%**
  - % International: **2%**
- % Full-Time: **35%** / % Part-Time **65%**
- % of area high school 2024 graduates attending Parkland<sup>5</sup>: **25%**

## Financial Aid<sup>6</sup>

Average amount of grant or scholarship aid from the federal government, state/local government, the institution, and other sources known to the Institution for 2022-2023: **\$6,071**

Average federal student loan in 2022-23: **\$3,284**  
 Average Pell Grant in 2022-2023: **\$4,071**

Percent of undergraduate students receiving Pell grants in 2022-2023: **25%**

<sup>1</sup> Percentages are rounded and may not add to 100%

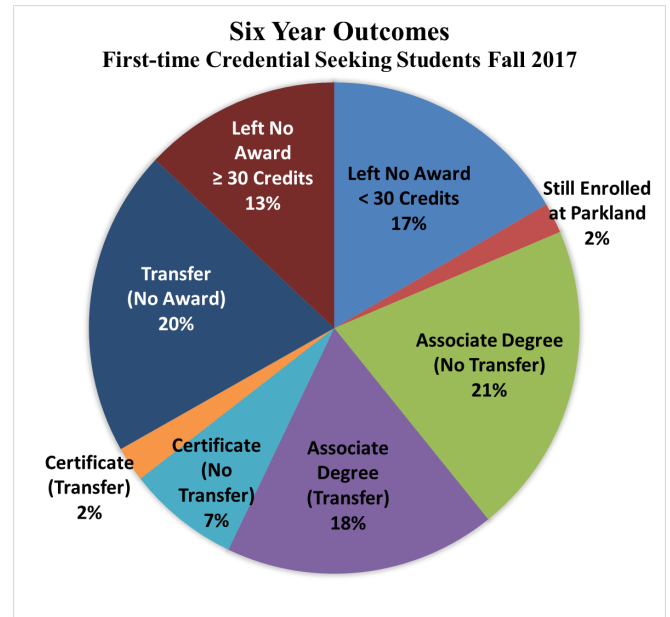
<sup>2</sup> Total students served to date, as of 10/02/2024

<sup>3</sup> Annual enrollment based on FY2024 A1 dataset

<sup>4</sup> Based on FY2025 E1 and C1 datasets using IPEDS Fall Enrollment definition

<sup>5</sup> Source: 2024FA E1 dataset

## Measures of Success<sup>7</sup>



Number of degrees and certificates awarded to Parkland graduates, FY2024<sup>8</sup>: **1,406 Total Credentials**

## 2021 ICCB Economic Impact Study<sup>9</sup>

More than 80% of completers of long-term certificate programs or AAS programs at Parkland College are employed in career jobs within a year of graduation.

Career job employment rates for long-term certificate and AAS completers within 1 Year, by career cluster:

- Health Science: **89%**
- Business, Management, & Admin: **84%**
- Manufacturing: **82%**
- Information Technology: **82%**
- Human Services: **80%**
- Agriculture, Food & Natural Resources: **76%**

Median annual earnings of long-term certificate & AAS completers 3 years after graduating<sup>10</sup>: **\$39,63**

A Parkland graduate can expect a lifetime earnings *gain* over a 40-year career of \$620,000.

<sup>6</sup> Based on IPEDS student financial aid 2023-2024 report

<sup>7</sup> FY2024 Voluntary Framework of Accountability (VFA)

<sup>8</sup> Based on A2 annual completions dataset

<sup>9</sup> Based on 2021 ICCB Parkland College Economic Impact Study

<sup>10</sup> Based on FY2016 long-term certificate and AAS completers

## Student Transfers to Four- Year Institutions<sup>11</sup>:

Percent of credential-seeking students that transfer to a 4-year university after Parkland: **31%**

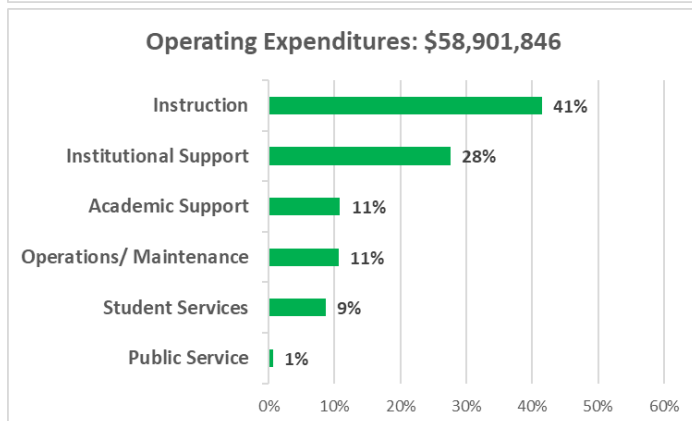
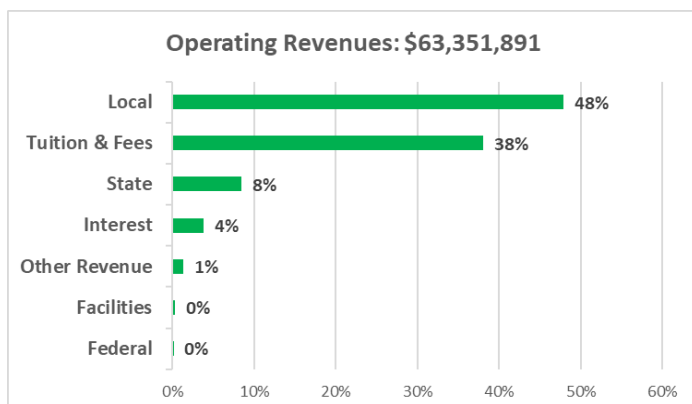
Percent of total transfers based on National Student Clearinghouse Data

- Univ of Illinois at Urbana/Champaign: **31%**
- Eastern Illinois University: **12%**
- Illinois State University: **9%**
- Southern Illinois-Carbondale: **3%**
- University of Illinois-Chicago: **2%**
- Other Illinois Universities: **14%**
- Out of State Universities: **28%**

## Employees<sup>12</sup>

- Full-time faculty: **153**
- Part-time faculty: **273**
- Staff & Admin: **330**

## FY 2024 Parkland College Finances<sup>13</sup>



<sup>11</sup> Based on National Student Clearinghouse data, 2019-2023

<sup>12</sup> Based on FY2025 C1 dataset

<sup>13</sup> Source: Parkland College FY2024 Comprehensive Annual Financial Report, General Funds

<sup>14</sup> For internet courses the tuition plus fees is \$257.75 per credit hour

## 2024-2025 Tuition and Fees

- Resident of District 505: **\$178.50**
- In-State, Out of District 505<sup>14</sup>: **\$401.75**
- Out of State/International<sup>15,16</sup>: **\$552.75**

## Parkland Foundation<sup>17</sup>

- Total Gift Income, FY2024: **\$2,730,109**
- Total Donors: **792**

### Percent of donors who gave to Parkland

- Corporate: **\$1,942,222** **71%**
- Individual: **\$789,042** **29%**

## Parkland Grants

Parkland College receives grants from various agencies that provide essential funding for programs, initiatives, and improvements:

- Number of Grants Awarded, FY2024: **32**
- Total Grant Funds Awarded: **\$8,498,602**

## Degrees Conferred

Over 130 degree and certificate programs

Credentials include Associate in Arts; Associate in Science; Associate in Engineering Science; Associate in Fine Arts; Associate in Applied Science; Associate in General Studies; Certificates; General Education Core Curriculum Certificate

Certain advanced degree programs are available through university partnerships

## History

Parkland College was founded in 1966

Since 1972, Parkland College has been accredited by the Higher Learning Commission

## College President

Pam Lau, Ed.D.

## District 505 Service Area

Most of Champaign, Piatt, Ford, and Douglas counties. Parts of DeWitt, McLean, Iroquois, Vermilion, Livingston, Edgar, Coles, and Moultrie counties.

<sup>15</sup>The Out of State/International tuition plus fees for internet courses is \$314.75 per credit hour

<sup>16</sup> Nonresident tuition plus fees for Ford ASSET and Case New Holland is \$257.75

<sup>17</sup> FY2024